

SUITE FOR TWO GUITARS

Suite pour deux guitares · *Suite für zwei Gitarren* · *Suite para dos guitarras*

Corant 1

WILLIAM LAWES

⑥ to D VII CVII

GUITAR 1

GUITAR 2

CVII

CII

CVII

First system of musical notation. It consists of two staves. The upper staff contains a melodic line with various ornaments and fingerings (1, 2, 3, 4). The lower staff contains a bass line with chords and fingerings (4, 1, 4, 6). A Roman numeral 'II' is placed above the lower staff.

Second system of musical notation. It consists of two staves. The upper staff has a melodic line with ornaments and fingerings. The lower staff has a bass line with chords and fingerings. Roman numerals 'IV' and 'V' are placed above the lower staff. The label 'CVII' is positioned between the two staves.

Third system of musical notation. It consists of two staves. The upper staff has a melodic line with ornaments and fingerings. The lower staff has a bass line with chords and fingerings. The label 'CV' is positioned between the two staves.

Fourth system of musical notation. It consists of two staves. The upper staff has a melodic line with ornaments and fingerings. The lower staff has a bass line with chords and fingerings. The label 'CV' is positioned between the two staves.

Corant 2

The musical score for "Corant 2" is presented in two systems, each with two staves for GUITAR 1 and GUITAR 2. The music is written in treble clef with a key signature of one sharp (F#) and a 4/4 time signature. The score includes various musical notations such as notes, rests, and ornaments, along with specific performance instructions and fingering.

System 1:

- GUITAR 1:** Starts with a **CV** (Crescendo) marking. The first staff contains notes with fingering numbers (1-4) and circled numbers (1, 2, 3, 4). A circled 8 is also present. The second staff continues with notes and fingering, including a circled 8 and circled 4.
- GUITAR 2:** Features a melodic line with notes and ornaments (marked *a*). Fingering numbers (1-4) and circled numbers (1, 2, 3, 4) are used. A circled 8 is also present.

System 2:

- GUITAR 1:** Continues the melodic line with notes and ornaments. A circled 2 is present. A **II** marking is placed above the staff. The second staff includes notes with fingering numbers and circled numbers (1, 2, 3, 4, 8).
- GUITAR 2:** Features a melodic line with notes and ornaments. A circled 2 is present. A **II** marking is placed above the staff. The second staff includes notes with fingering numbers and circled numbers (1, 2, 3, 4, 8).

System 3:

- GUITAR 1:** Continues the melodic line with notes and ornaments. A circled 2 is present. A **CII** marking is placed above the staff. The second staff includes notes with fingering numbers and circled numbers (1, 2, 3, 4, 8).
- GUITAR 2:** Features a melodic line with notes and ornaments. A circled 2 is present. A **CII** marking is placed above the staff. The second staff includes notes with fingering numbers and circled numbers (1, 2, 3, 4, 8).

System 4:







- GUITAR 1:** Continues the melodic line with notes and ornaments. A circled 2 is present. A **II** marking is placed above the staff. The second staff includes notes with fingering numbers and circled numbers (1, 2, 3, 4, 8).
- GUITAR 2:** Features a melodic line with notes and ornaments. A circled 2 is present. A **V** marking is placed above the staff. The second staff includes notes with fingering numbers and circled numbers (1, 2, 3, 4, 8).

Explanation of the following signs may be useful:

Die Erklärung der folgenden Zeichen mag für den Spieler von Nutzen sein:

L'explication des signes suivants pourrait être utile:

La explicación de los senales siguientes puede ser útil:

	LH legato or slur.	Linke Hand: legato oder Bindebogen.
	M.G. legato ou liaison.	M.I. legato o ligadura.
	L.H. finger indicated should remain on the string. Pressure should be released for a shift to another fret.	Die angedeuteten linken Finger sollen auf der Saite bleiben. Bei Bundwechsel soll der Druck aufhören.
	M.G. le doigt indiqué doit rester sur la corde. La pression doit cesser au changement de case.	M.I. el dedo indicado debe quedar sobre la cuerda. La presión debe cesar al cambiar de traste.
	LH fingers must be positioned before the ensuing phrase is played.	Bevor die nächste Phrase gespielt wird, muss die Fingerstellung der linken Hand eingenommen werden.
	Les doigts de la M.G. doivent être en position avant de jouer la phrase suivante.	Los dedos de la M.I. deben estar en posición antes de tocar la frase siguiente.
CIH	Grand barré.	Grosser Quergriff (<i>barré</i>).
	Grand barré.	Gran "barré".
III	<i>Barré</i> stopping 3 strings or less.	Quergriff über 3 oder weniger Saiten.
	<i>Barré</i> sur 3 cordes au moins.	"Barré" pisando 3 cuerdas o menos.
	Momentary <i>barré</i> , stopping the strings indicated by the bracket.	Kurzer Quergriff über die durch die Klammer bezeichneten Saiten.
	<i>Barré</i> momentané, sur les cordes indiquées entre parenthèses.	"Barré" momentario, pisando las cuerdas indicadas entre paréntesis.
	Natural harmonics are shown by a diamond note-head at their true pitch, with fret and string numbers indicated. For artificial harmonics, the diamond note-head shows the note to be stopped, while the forefinger of the RH touches the string above the fret indicated.	Natürliche Flageolettöne werden mit viereckigen Notenköpfen in der richtigen Tonhöhe angezeigt, mit vorgeschriebenem Bund und Saitennummern. Für künstliche Flageolettöne zeigt der viereckige Notenkopf den zu stoppenden Ton, während der rechte Vorderfinger die Saite über dem bezeichneten Bund berührt.
	Les harmoniques naturelles sont indiquées à la hauteur réelle par une tête de note carrée. Pour les harmoniques artificielles, la tête de note carrée indique la note à jouer, tandis que l'index droit se pose sur la corde au-dessus de la case indiquée.	Los armónicos naturales son indicados en su diapasón exacto por una cabeza de nota cuadrada, con los números de traste y cuerda indicados. Para armónicos artificiales la cabeza de nota cuadrada indica la nota para pisar mientras el dedo índice de la M.D. se pone en la cuerda sobre el traste indicado.
	Notes indicated by the bracket to be plucked simultaneously by the RH thumb.	Noten, die mit Klammern versehen sind, sollen gleichzeitig mit dem rechten Daumen gespielt werden.
	Les notes pourvues de parenthèses sont à pincer simultanément avec le pouce droit.	Las notas indicadas por paréntesis son para puntear con el dedo pulgar de la M.D.

SUITE FOR TWO GUITARS

Transcribed by Julian Bream

WILLIAM LAWES

Corant 1

The musical score is written for two guitars in G major and 6/4 time. It consists of 12 measures. The notation includes treble and bass clefs, a key signature of one sharp (F#), and a 6/4 time signature. The score is divided into systems, with the first system containing measures 1-4 and the second system containing measures 5-12. Performance markings include dynamics such as *p* (piano) and *a* (accents), and articulation like *m* (marcato) and *i* (staccato). Fingering is indicated by numbers 1-4 in circles. Chord diagrams for VII and CVII are shown above the staff. A circled 6 indicates the starting fret for the first guitar. A circled 12 indicates the starting fret for the second guitar. The score concludes with a double bar line and repeat dots.

Alman

GUITAR 1

GUITAR 2

V

CII

Corant 2

CV ————— III CV —

GUITAR 1

GUITAR 2

II

CII

V

Monday, February 23, 1998

Pak, Tae-yoon (e-mail: thilbong@hitel.net, Homepage: <http://ewig.chonbuk.ac.kr>)

Suite for Two Guitars, p.4