

Collection

des Œuvres

POUR LA

GUITARE

PAR

D. AGUADO

Œuvre 10


AV

Chaque 7 50



PARIS, S. RICHALDT, Editeur,
Boulevard Bissonnière N° 26 au 1^{er}
6705. R.

1924
440.



EXERCICES FACILES

ET TRÈS UTILES POUR GUITARE.

MANO IZQUIERDA.

Se egecutarán los 12 primeros egercicios en los bordones.



Par D. AGUADO. Oeuv: 10.

MAIN GAUCHE.

Les 12 premiers exercices seront exécutés sur les cordes filées.

Adagio espressivo.

1.

2.

Andante.

El canto de los ejercicios 3.^o y 4.^o es uno mismo: la diferencia está en el modo de ejecutarle según el valor de las figuras.

Dans les 3.^e et 4.^e exercices le chant est le même: la manière de l'exécuter d'après la valeur des notes, caractérise seulement la différence.

Andante.

3.

The first exercise, labeled '3.', is written in G major (one sharp) and common time. It consists of four staves of music. The tempo is marked 'Andante'. The first staff begins with a treble clef and a key signature of one sharp. The music features a variety of rhythmic patterns, including eighth and sixteenth notes, often beamed together. Fingerings are indicated by numbers 1-5 below the notes. The piece concludes with a double bar line.

Andante.

4.

The second exercise, labeled '4.', is also written in G major (one sharp) and common time. It consists of four staves of music. The tempo is marked 'Andante'. The notation is similar to exercise 3, featuring eighth and sixteenth notes with various fingerings. The piece concludes with a double bar line.

Thème varié..

Allegretto.

5.

Se pondrá cuidado en la ejecución de las notas aspiradas. On doit étudier avec soin les notes coulées.

6.

El dedo que hace la 2.^a nota de cada ligado permanece quieto durante el puntillo.

Le doigt qui fait la 2.^{de} note de chaque coulé reste immobile.

7.

La apoyatura se ejecuta con prontitud, y se levanta en seguida el dedo, para hacer la nota aspirada.

L'appoggiature s'exécute avec vitesse puis on lève le doigt pour faire la note coulée.

8.

Se pulsa la 1.^a nota del mordente, y se liga con este la nota (de valor) inmediata.

On pince la 1.^{re} note du mordente, et elle se lie avec la note immédiate.

9.

10.

Se levanta al instante el último dedo de cada ligado. On lève à l'instant le dernier doigt de chaque coulé.

11.

Se han de ejecutar con exactitud los ligados.

On doit exécuter les coulés avec exactitude.

12.

13.

Los dedos índice y pulgar de la derecha pulsarán las terceras; otras veces las pulsarán los dedos índice y medio.

L'index et le pouce de la m.d. pinceront les tierces; les autres fois ce sera l'index avec le médium.

The musical score consists of three systems of staves, each containing two staves (treble and bass clef).
System 1 (Measures 14-15):
- Measure 14: Treble clef, C major, C4 quarter note, G4 quarter note, F#4 quarter note, E4 quarter note, D4 quarter note, C4 quarter note. Bass clef: C4 quarter note, G3 quarter note, F#3 quarter note, E3 quarter note, D3 quarter note, C3 quarter note. Fingerings: 2, 3, 3, 3, 2, 1.
- Measure 15: Treble clef, C major, C4 quarter note, G4 quarter note, F#4 quarter note, E4 quarter note, D4 quarter note, C4 quarter note. Bass clef: C4 quarter note, G3 quarter note, F#3 quarter note, E3 quarter note, D3 quarter note, C3 quarter note. Fingerings: 4, 4, 3, 3, 2, 2.
System 2 (Measures 15-16):
- Measure 15: Treble clef, C major, C4 quarter note, G4 quarter note, F#4 quarter note, E4 quarter note, D4 quarter note, C4 quarter note. Bass clef: C4 quarter note, G3 quarter note, F#3 quarter note, E3 quarter note, D3 quarter note, C3 quarter note. Fingerings: 4, 4, 3, 3, 2, 2.
- Measure 16: Treble clef, C major, C4 quarter note, G4 quarter note, F#4 quarter note, E4 quarter note, D4 quarter note, C4 quarter note. Bass clef: C4 quarter note, G3 quarter note, F#3 quarter note, E3 quarter note, D3 quarter note, C3 quarter note. Fingerings: 1, 4, 4, 4, 2, 2.
System 3 (Measures 16-17):
- Measure 16: Treble clef, C major, C4 quarter note, G4 quarter note, F#4 quarter note, E4 quarter note, D4 quarter note, C4 quarter note. Bass clef: C4 quarter note, G3 quarter note, F#3 quarter note, E3 quarter note, D3 quarter note, C3 quarter note. Fingerings: 4, 4, 3, 3, 2, 2.
- Measure 17: Treble clef, C major, C4 quarter note, G4 quarter note, F#4 quarter note, E4 quarter note, D4 quarter note, C4 quarter note. Bass clef: C4 quarter note, G3 quarter note, F#3 quarter note, E3 quarter note, D3 quarter note, C3 quarter note. Fingerings: 4, 4, 3, 3, 2, 2.

MANO DERECHA.

MAIN DROITE..

Pastoral.

17.

Se ha de cuidar de que los dedos indice y medio pulsen con energia, y se ha de moderar la fuerza del dedo pulgar.

On doit exiger que l'index et le médium pincient avec énergie, mais il faut modérer la force du pouce.

18. ✓

VALTZ.

19.

VALTZ.

20.

VALTZ.

Allegro vivo.


21.

Musical score for measures 21-24. The music is in 2/4 time and G major. It consists of four staves. The first staff has a treble clef and a 2/4 time signature. The second and third staves have treble clefs. The fourth staff has a bass clef. The music features a mix of eighth and sixteenth notes, with some triplets and slurs. Measure numbers 21, 22, 23, and 24 are indicated at the end of each staff.

22.

Musical score for measures 25-28. The music is in common time (C) and G major. It consists of four staves. The first staff has a treble clef and a common time signature. The second, third, and fourth staves have treble clefs. The music features a mix of eighth and sixteenth notes, with some triplets and slurs. Measure numbers 25, 26, 27, and 28 are indicated at the end of each staff.

Exercices
Faciles & très Utiles
Pour
GUITARE
PAR
D. Aguado.



Op. 10.
Propriété de l'Auteur

Prix 4^f. 50.

Tripodison, In. par 161 AD O.

*À PARIS, Chez l'Auteur Place des Nations, N^o 1 et chez
les Principaux Éditeurs de Musique*

D. Aguado

Se egecutarán los 12 primeros
egercicios en los bordones.

MANO IZQUIERDA.
MAIN GAUCHE.

Les 12 premiers exercices seront¹
exécutés sur les cordes filées.

Adagio espresivo.

1.

Andante.

2.

El canto de los ejercicios 3º y 4º es uno mismo: la diferencia está en el modo de ejecutarle según el valor de las figuras.

Dans les 3^e et 4^e exercices le chant est le même: la manière de l'exécuter d'après la valeur des notes, caractérise seulement la différence.

Andante.

3

Musical score for exercise 3, consisting of four staves of music in G major and 3/4 time. The tempo is marked 'Andante'. The score includes various rhythmic patterns and fingerings indicated by numbers 1-4 below the notes.

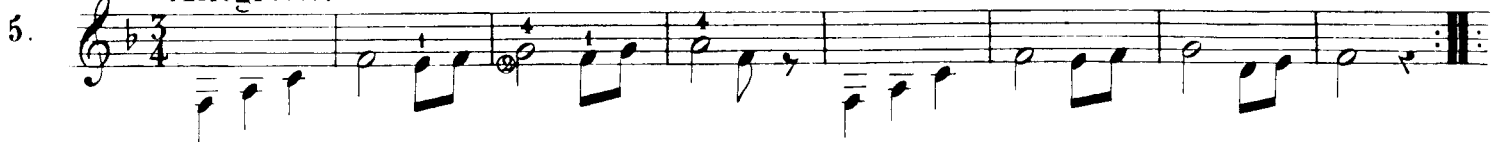
Andante.

4

Musical score for exercise 4, consisting of four staves of music in G major and 3/4 time. The tempo is marked 'Andante'. The score includes various rhythmic patterns and fingerings indicated by numbers 1-4 below the notes.

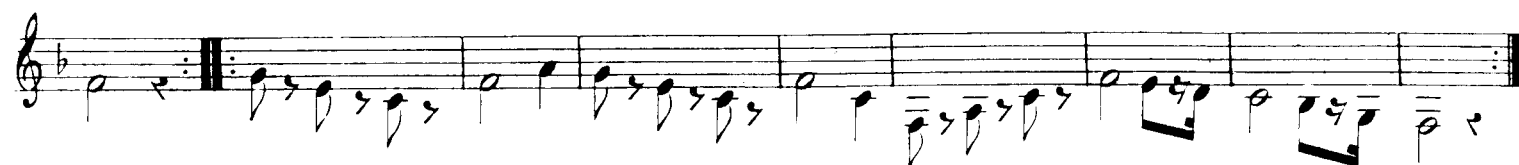
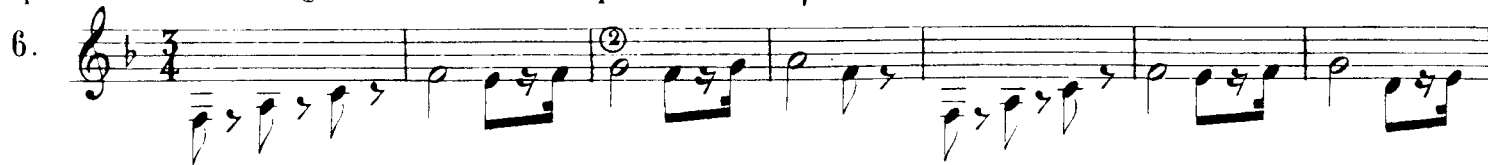
Thème varié.

Allegretto.




Se pondrá cuidado en la ejecución de las notas aspiradas.

On doit étudier avec soin les notes coulées.

El dedo que hace la 2^a nota de cada ligado permanece quieto durante el puntillo.Le doigt qui fait la 2^{de} note de chaque coulé reste immobile.

La apoyatura se ejecuta con prontitud, y se levanta en seguida el dedo, para hacer la nota aspirada.

L'appoggiature s'exécute avec vitesse puis on lève le doigt pour faire la note coulée.



Se pulsa la 1.^a nota del mordente, y se liga con este la nota (de valor) inmediata.

On pince la 1.^{re} note du mordente, et elle se lie avec la note immédiate.

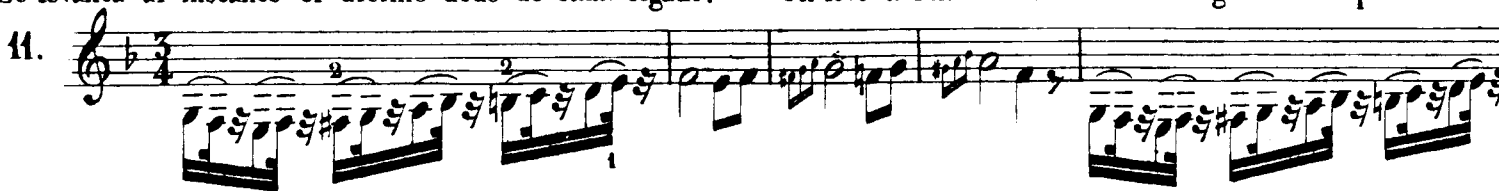
9. 



10. 



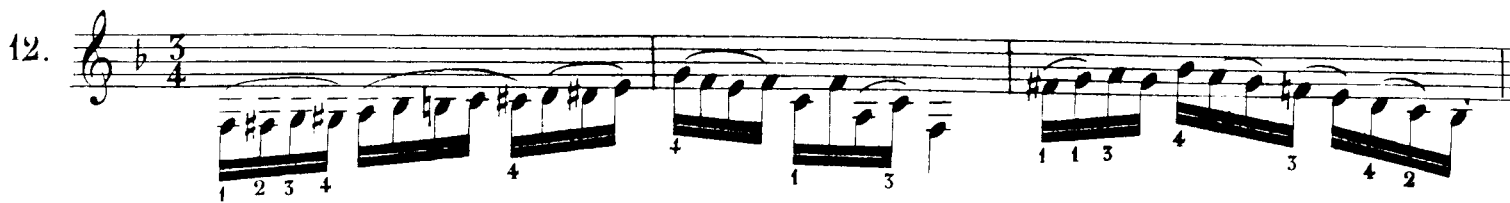

Se levanta al instante el último dedo de cada ligado. On lève à l'instant le dernier doigt de chaque coulé.



11. 





Se han de ejecutar con exactitud los ligados.

On doit exécuter les coulés avec exactitude.

12. 


13. 



Los dedos índice y pulgar de la derecha pulsarán las terceras: otras veces las pulsarán los dedos índice y medio.

L'index et le pouce de la m.d. pinceront les tierces; les autres fois ce sera l'index avec le médium.

14. 



15. 




16. 




Pastoral. MANO DERECHA.

MAIN DROITE.

17.

Se ha de cuidar de que los dedos índice y médio pulsen con energia, y se ha de moderar la fuerza del dedo pulgar.

On doit exiger que l'index et le médium pincient avec énergie, mais il faut moderer la force du pouce.

18.

WALTZ

19.

WALTZ

20.

Allegro vivo.

21

First staff of system 21, 2/4 time signature. Treble clef. Contains eighth and sixteenth notes with slurs and accents.

Second staff of system 21, 2/4 time signature. Treble clef. Contains eighth and sixteenth notes with slurs and accents.

Third staff of system 21, 2/4 time signature. Treble clef. Contains eighth and sixteenth notes with slurs and accents.

Fourth staff of system 21, 2/4 time signature. Treble clef. Contains eighth and sixteenth notes with slurs and accents.

22

First staff of system 22, common time signature. Treble clef. Contains eighth and sixteenth notes with slurs and accents.

Second staff of system 22, common time signature. Treble clef. Contains eighth and sixteenth notes with slurs and accents.

Third staff of system 22, common time signature. Treble clef. Contains eighth and sixteenth notes with slurs and accents.

Fourth staff of system 22, common time signature. Treble clef. Contains eighth and sixteenth notes with slurs and accents.